



## AGM 21 April 2016

---

### FORWARD-LOOKING STATEMENTS

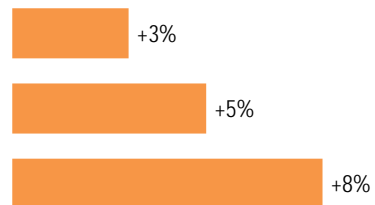
This presentation contains forward-looking statements within the meaning of Section 27A of the US Securities Act of 1933, as amended, and Section 21E of the US Securities Exchange Act of 1934, as amended. These statements are subject to a number of risks and uncertainties that could cause actual results or outcomes to differ materially from those currently being anticipated. The terms "outlook", "estimate", "project", "plan", "intend", "expect", "should be", "will be", "believe", "trends" and similar expressions identify forward-looking statements. Factors which may cause future outcomes to differ from those foreseen in forward-looking statements include, but are not limited to competitive factors in the industries in which the Group operates; demand for the Group's products and services; exchange rate fluctuations; general economic and business conditions; legislative, fiscal, tax and regulatory developments and political risks; the availability of third-party content and data; breaches of our data security systems and interruptions in our information technology systems; changes in law and legal interpretations affecting the Group's intellectual property rights and other risks referenced from time to time in the filings of the Group with the US Securities and Exchange Commission.

## RELX Group 2015 progress

- Continued positive financial performance
  - Underlying revenue and operating profit growth across all four business areas
- Further strategic and operational progress
  - Organic development remains number one priority

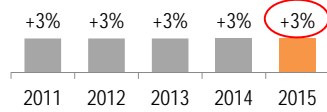
## 2015 financial highlights

- Underlying revenue growth
- Underlying adjusted operating profit growth
- Adjusted EPS growth at constant currencies



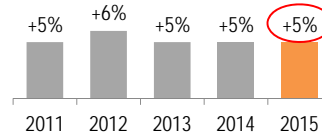
## Financial performance

Underlying revenue growth\*

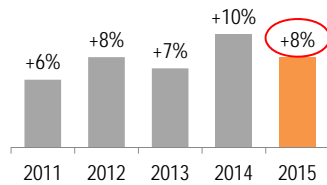


\* excluding exhibition cycling effects

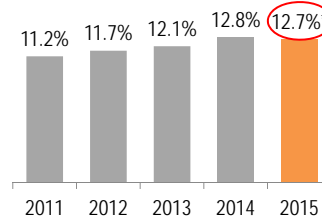
Underlying adjusted operating profit growth



Earnings per share growth  
Constant currency



Return on invested capital

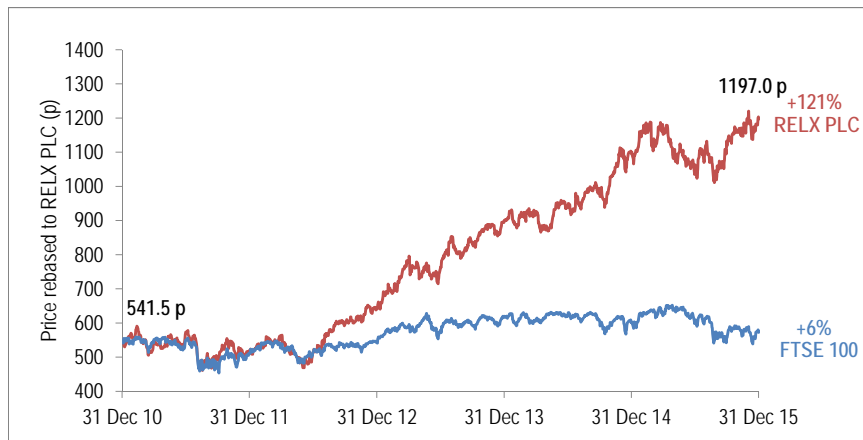


\* 13.4% at constant currencies

RELX PLC

5

## 5 year share price performance RELX PLC vs FTSE 100



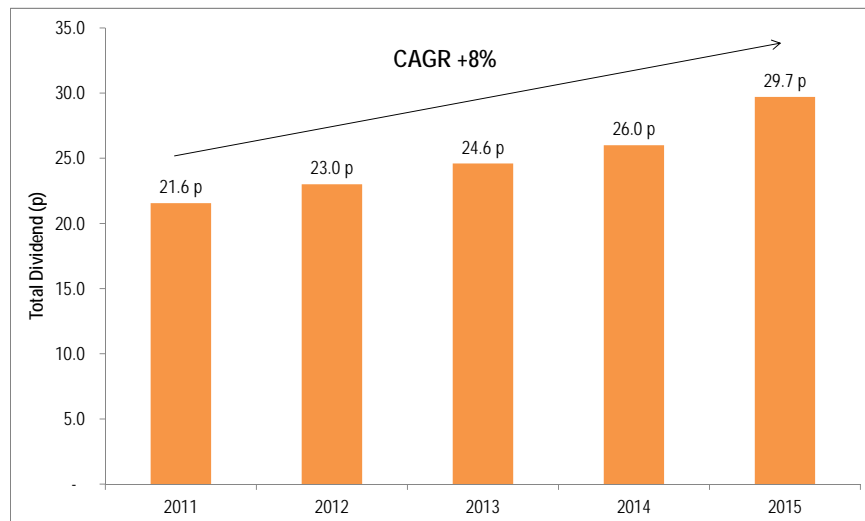
Total combined  
market capitalisation:  
£12.0bn

£24.5bn

RELX PLC

6

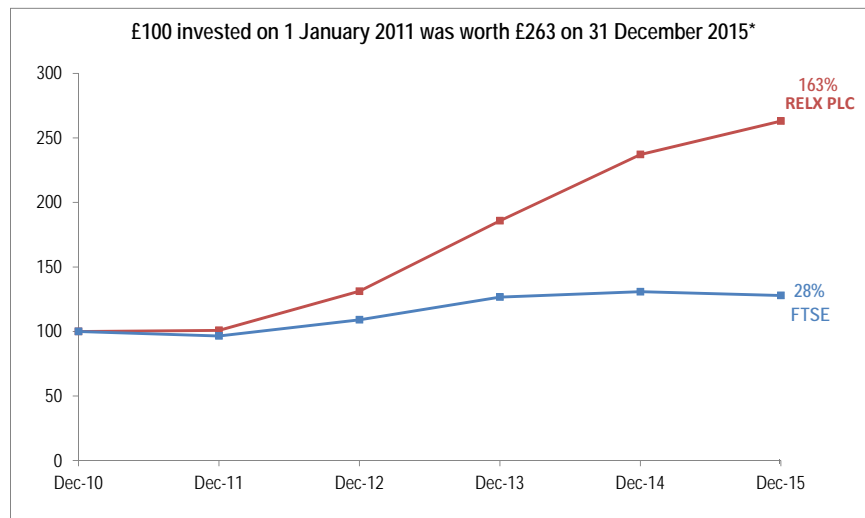
## RELX PLC – 5 year dividend history



RELX PLC

7

## 5 years Total Shareholder Return RELX PLC vs FTSE 100



\* Including reinvested dividend

RELX PLC

8

## RELX Group strategic direction: unchanged

### Where we are going

- Deliver improved outcomes to professional customers
- Combine content & data with analytics & technology in global platforms
- Build leading positions in long term global growth markets
- Leverage institutional skills, assets and resources across RELX Group

### How we are getting there

- Organic development: Investment in transforming core business; build-out of new products
- Portfolio reshaping: Selective acquisitions; selective divestments

### Implications for business profile: Improving quality of earnings

- More predictable revenues
- Higher growth profile
- Improving returns

## Corporate Responsibility performance

| Topic area     | Indicator  | 2015    | 2014    |
|----------------|--|---------|---------|
| People         | Female senior operational managers (%)             | 31      | 29      |
| Supply chain   | Key suppliers signing Supplier Code of Conduct (%) | 88      | 84      |
| Environment    | Total Energy (MWh)                                 | 207,093 | 222,658 |
| Climate change | Net emissions (tCO <sub>2</sub> e)                 | 108,390 | 115,784 |

## First Quarter 2016 trading update

- Trends in the first quarter of 2016 were consistent with 2015 across our business
- The full year outlook is unchanged: We remain confident that, by continuing to execute on our strategy, we will deliver another year of underlying revenue, profit, and earnings growth in 2016

 **RELX PLC**  
AGM  
21 April 2016